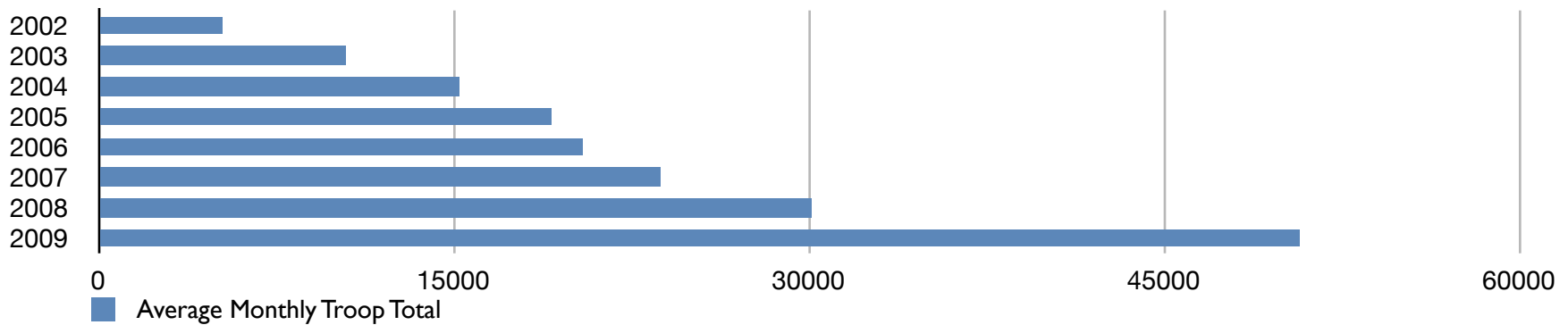


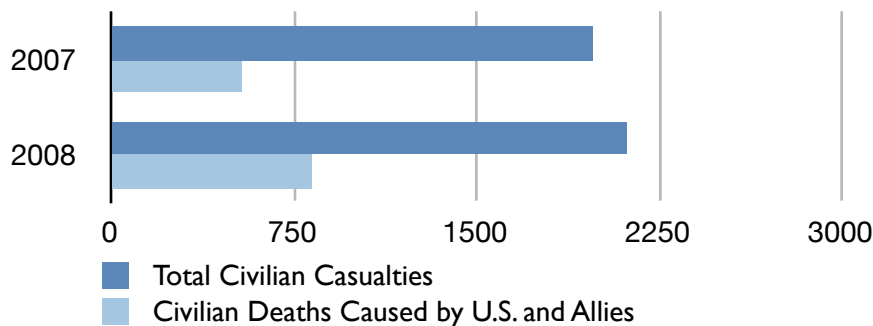
U.S. TROOP INCREASES FAIL TO REDUCE CIVILIAN CASUALTIES IN AFGHANISTAN

U.S. Troop Levels in Afghanistan Have Increased Every Year Since 2002

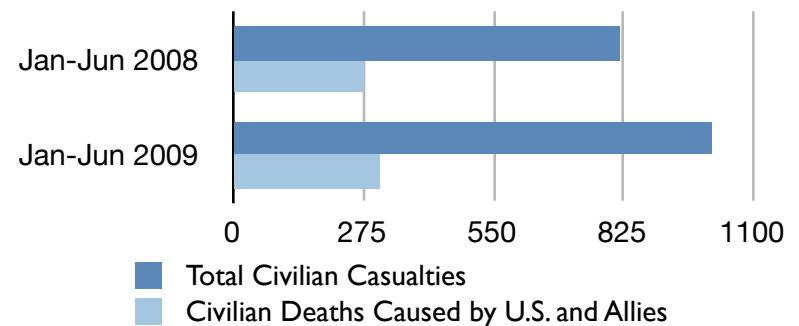


Systematic casualty data collection began in 2007.

Civilian Casualties Per Year on the Rise



2008 / 2009 Mid-Year Civilian Casualty Comparison



Sources

Chart 1: U.S. Troop Levels in Afghanistan Have Increased Every Year Since 2002

	2002	2003	2004	2005	2006	2007	2008	2009
Average Monthly Troop Total	5200	10400	15200	19100	20400	23700	30100	50700

Chart 2: Civilian Casualties Per year on the Rise

	2007	2008
Total Civilian Casualties	1980	2118
Civilian Deaths Caused by U.S. and Allies	539	826

Chart 3: 2008 / 2009 Mid-Year Casualty Comparison

	Jan-Jun 2008	Jan-Jun 2009
Total Civilian Casualties	818	1013
Civilian Deaths Caused by U.S. and Allies	276	310

U.S. TROOP LEVEL INFORMATION:

“Troop Levels in the Afghan and Iraq Wars, FY2001-FY2012: Cost and Other Potential Issues,” Amy Belasco, Specialist in U.S. Defense Policy and Budget, Congressional Research Service.

July 2, 2009. <http://www.fas.org/sgp/crs/natsec/R40682.pdf>. Last accessed August 26, 2009.

2007 CASUALTY FIGURES:

“ANSO Quarterly Data Reports, 4th Quarter, 2007.” The Afghanistan NGO Safety Office, <http://www.afgnso.org/2007/2007%20Q4.pdf>. Last accessed August 19, 2009.

2008 CASUALTY FIGURES:

“The situation in Afghanistan and its implications for international peace and security.” United Nations Assistance Mission to Afghanistan, <http://unama.unmissions.org/Portals/UNAMA/SG%20Reports/09march10-sg-report.pdf>. Last accessed August 19, 2009.

2009 CASUALTY FIGURES

“AFGHANISTAN: Mid Year Bulletin on Protection of Civilians in Armed Conflict, 2009.” United Nations Assistance Mission to Afghanistan, Human Rights Unit, <http://unama.unmissions.org/Portals/UNAMA/human%20rights/09july31-UNAMA-HUMAN-RIGHTS-CIVILIAN-CASUALTIES-Mid-Year-2009-Bulletin.pdf>. Last accessed August 19, 2009.